

Archipoint

Make a powerful point—day or night

Product Guide

ArchiPoint



Use our exceptionally powerful points of light to get attention—day or night.



In this guide:

Introduction	02
Powerful point of light	04
Direct-view lighting	06
Meet the ArchiPoint family	08
Color Kinetics technologies	09
Key features	10
Complete solution	12
Showcase	14
Specifications	18

Make a big impact with a powerful but compact exterior LED luminaire

ArchiPoint iColor Powercore is the right choice when you want a large, powerful point of light that can be seen from a distance—even across an entire city. This daylight-visible, exterior-rated LED luminaire lets you create high-visibility direct-view installations with high-output illuminance.

But high-intensity output is just one of the many strengths that ArchiPoint brings to lighting designers, building owners, municipalities, and others who need a lot of light.

We designed ArchiPoint to be a single point (or pixel) of intelligent color light. While a pixel may sound small, ArchiPoint is all about big output—up to an impressive 25,150 nits of intelligent color light in a weatherproof, low-profile housing. It's a proven success, performing flawlessly at high-profile, large-scale sites and enhancing skylines around the world.

ArchiPoint excels in direct view installations.

A direct-view luminaire that gets to the point

ArchiPoint is part of our family of direct-view lighting solutions, which creates addressable points and lines of light that transform buildings from dull to dazzling—and attract attention. Direct-view luminaires represent a different approach to lighting. While traditional illumination delivers light on surfaces, with direct-view, the light itself is the main focus. Mounted directly on the surface of a structure, our direct-view luminaires send out points and lines of light that outline office towers, create stunning color effects on casino façades, display video on stadiums—and give lighting designers the chance to let their artistic imaginations run wild.

For large-scale direct-view projects that demand the brightest point of light available, there's only one real choice—ArchiPoint.

No matter how you use them, ArchiPoint luminaires get noticed, even in daylight. They deliver high-output light and a full range of color. They're simple to install and reliable to operate. And smart design and meticulous manufacturing make ArchiPoint exceptionally rugged, so it can withstand even the harshest conditions—year after year.



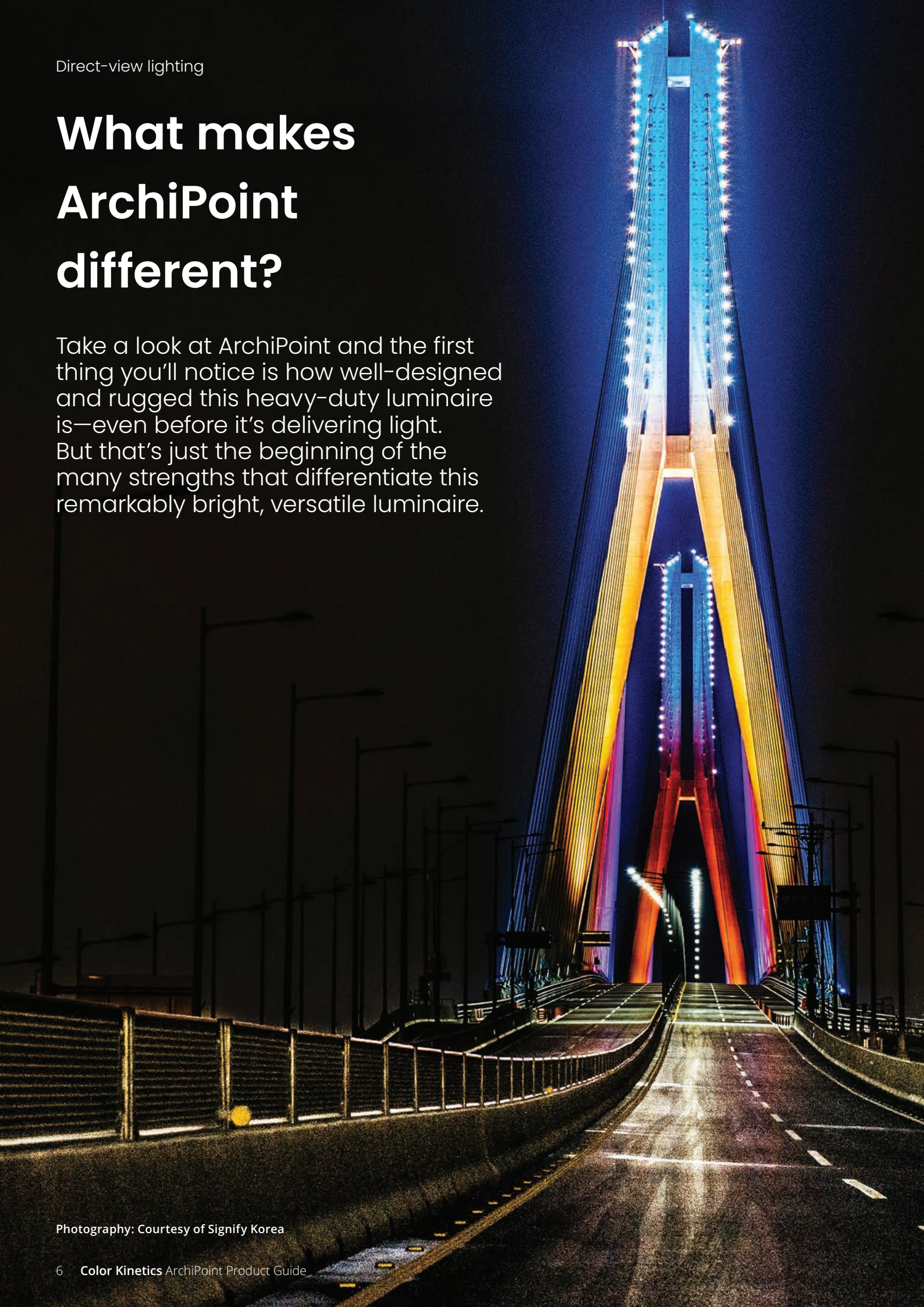
Photography: Garrick Dixon

Direct-view lighting

What makes ArchiPoint different?

Take a look at ArchiPoint and the first thing you'll notice is how well-designed and rugged this heavy-duty luminaire is—even before it's delivering light. But that's just the beginning of the many strengths that differentiate this remarkably bright, versatile luminaire.

Photography: Courtesy of Signify Korea



Maximum Output for Daylight Visibility

It isn't easy to outshine daylight. But ArchiPoint outputs up to 25,150 nits (candela per square meter) of intelligent color light. That's an amazing amount of light, enough to stand out in brightly lit urban environments and daylight—even in direct sunlight.

Intelligent Color

ArchiPoint delivers intensely saturated RGB color light, giving you the color you need—delivered with high output that ensures it gets noticed.

Direct View Applications

ArchiPoint supports direct-view applications, such as large-scale video for architectural, media façade, and advertising applications—for day and night.

Superior Color Accuracy and Consistency

Optibin, our advanced binning algorithm, ensures color consistency and uniformity right from the start by selecting the brightest and rightest LEDs at the core of ArchiPoint. It's just one of the advanced, proprietary technologies that optimize our luminaires (see page X).

Resolution Control

Used in video applications, ArchiPoint luminaires give you precise resolution control, since they can be spaced flexibly depending on resolution and viewing distance—or combined seamlessly with other direct-view luminaires.

Compact Form Factor

ArchiPoint provides high output in a low-profile luminaire, giving you more flexibility for placing luminaires, even in constricted spaces.

Proven Reliability

Thanks to smart design, extensive testing, and years of experience, ArchiPoint delivers unbeatable reliability, even in the most adverse conditions we've encountered around the world—from bridges sprayed with caustic ocean salt spray to the wind-buffed exteriors of tall buildings.

A Range of Choices

ArchiPoint Powercore comes in one light option, and can be fitted with an accessory specifically designed for the luminaire family. So there are options to choose from when selecting the ideal ArchiPoint for the job.

When it comes to color, the one available light output option offers a unique quality that can be utilized in different ways, depending on the requirements of your installation. With the options, the choice is yours.

RGB

Standard option for intensely saturated color light.

Find the luminaire that's right for your project

ArchiPoint iColor Powercore

For exterior daylight-visible LED point with intelligent color light



ArchiPoint iColor Powercore is a daylight-visible, exterior-rated LED point of light ideally suited for a range of direct-view applications. These versatile low-profile luminaires display large-scale video and graphics in a host of settings, including architectural, retail, and entertainment installations. ArchiPoint iColor Powercore offers high-intensity output with the efficiency and cost-effectiveness of Powercore technology in a rugged, aluminium housing.

	iColor
Power consumption	25 W
Beam angles	125°, 150°
Lumens	501 to 774

Our advanced technologies raise the bar

Color Kinetics is setting new standards for consistency and accuracy by developing advanced technologies that are integrated into our luminaires, including Blast gen4. These technologies work together to deliver the ever-escalating levels of accuracy and performance required by our customers—and their innovative and ambitious projects.

Optibin

Our LED optimization technology begins the color consistency process by grouping (or binning) LEDs by flux as well as center wavelength. This proprietary binning optimization process uses an advanced bin selection formula that exceeds industry standards for chromaticity. The result? Higher uniformity and consistency of hue and color temperature for all our luminaires. Integrated into all ArchiPoint luminaires.

Powercore

Our patented approach to power output proves that simple is better. As well as faster, more efficient, and accurate. Powercore controls power output to luminaires directly from line voltage. It merges line voltage with control data and delivers both over a single standard cable—dramatically simplifying installation and lowering total system cost. Integrated into all ArchiPoint luminaires.

To find out how innovative technologies within our advanced luminaires can help you do more, visit www.colorkinetics.com/Learn.

Take a closer look

Compact form factor

Provides high output in a low-profile luminaire, giving more flexibility for placing luminaires, even in constricted spaces.

Housing and lens

A rugged aluminium housing protects the digital electronics, while a special clear UV-protected polycarbonate lens keeps out water and humidity.

Outdoor rated

ArchiPoint is fully sealed for maximum luminaire life and IP66-rated for outdoor applications.



Direct-view

Supports large-scale video for architectural, media façade, and advertising applications for viewing day or night.

Daylight visible

Outputs up to 25,150 nits of intelligent color light.

Nits

25,150 cd/m² (Clear flat lens)

10,877 cd/m² (Translucent dome lens)



Integrated accessory

Customize your luminaire with an optional glare shield.

Consistent installation

Accepts a universal power input range of 100 to 240 VAC for consistent installation.

Flexible configurations

Each Data Enabler Pro can support multiple luminaires for creating long runs of intricately changing color.

Available in two lens options

Translucent dome lens

Made of UV-protected polycarbonate for the widest viewing angle (150°).

Clear flat lens

Delivers the brightest output (774 lumens).



Available in 2 mounting base options

Conduit Mounting

Has side and back openings for flexible connections in surface-mounted installations.



Concealed Conduit Mounting

Create a clean look by hiding all the conduit and wiring behind the mounting surface.

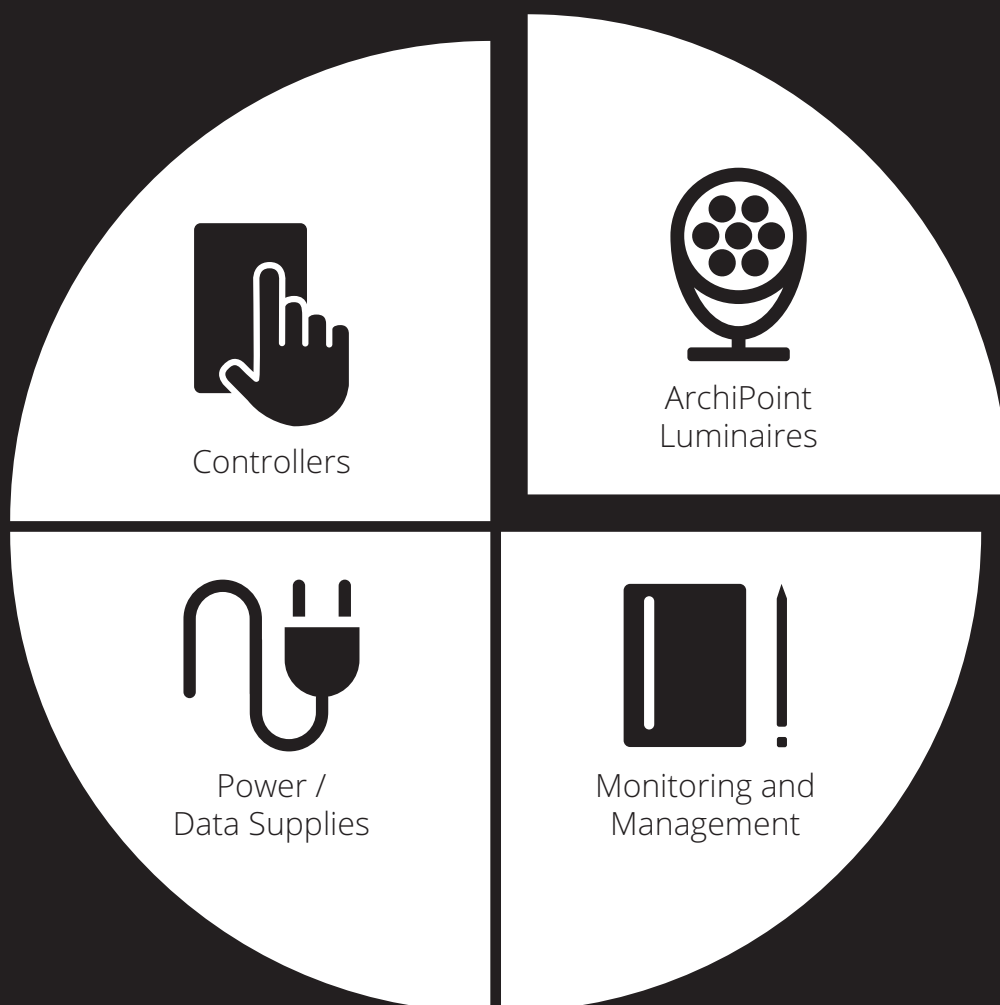
Exceptional lighting takes more than a luminaire

To unlock the full potential of your ArchiPoint luminaires, you need the right components to power and control them. Color Kinetics completes your solution with:

Controllers

Our broad line of controllers brings you differing capabilities that match your specific needs, the complexity of your project, and your budget. Our controllers offer the industry-standard DMX protocol, or our proprietary, scalable KiNET protocol for Ethernet networks. Because of addressing limitations, DMX is appropriate for relatively simple installations, or for light shows in which multiple ArchiPoint luminaires operate in unison.

Because it is not subject to DMX addressing limitations, Ethernet is the preferred environment for intricate color-changing light shows. And ArchiPoint Powercore can also be used with third-party controllers.



Power/Data Supplies

All ArchiPoint luminaires accept either DMX or Ethernet input and 100 to 277 VAC power from Data Enabler Pro.

Monitoring and Management

Interact Landmark (formerly Philips ActiveSite) is the first-ever cloud-hosted connected lighting system for architectural LED lighting installations. Interact Landmark allows you to remotely monitor, manage, and maintain an installation site from anywhere in the world, using a secure web connection.

Enhancing the beauty of an iconic bridge



Photography: Signify Vietnam

Vietnam’s Bai Chay Bridge is the widest cable-stayed, single-plane concrete bridge in the world.

To highlight the dramatic beauty of the bridge’s design, it’s illuminated with Color Kinetics dynamic color LED luminaires that reflect off the bay at night. ArchiPoint iColor Powercore luminaires deliver direct-view lighting along the spans of the bridge, while other Color Kinetics luminaires provide grazing and spotlighting of its cables, pillars, and other details.

Products	ArchiPoint iColor Powercore
Details	Luminaires are placed along the spans of the bridge.

Lighting a dome that can be seen for miles



Photography: Xavier Boymond

It's hard to miss the Color Kinetics dynamic lighting installation on the peak of the Tour Part-Dieu, Lyon's tallest building.

The four-sided pyramid at the tower's peak is covered with 180 ArchiPoint iColor luminaires, which serve as individual addressable points of light that can display flowing washes of color, white light, low-resolution video, and text.

Products	ArchiPoint iColor Powercore
Details	180 luminaires cover the tower's peak.

Accentuating an iconic tower



Photography: Courtesy of Signify Vietnam

The Da Nang Administrative Center stands out in the skyline of Da Nang, one of Vietnam’s largest cities and a major tourist hub.

The building’s glass façade and unique design makes it ideal for direct-view lighting. Mounted on the frame of the building, more than 270 ArchiPoint iColor Powercore fixtures (fitted with translucent dome lenses) follow the sweeping lines that stretch down the façade.

Products	ArchiPoint iColor Powercore
Details	270+ luminaires (fitted with translucent dome lenses) accentuate the building’s unique architecture.

Transforming a bank façade into an artistic canvas



Photography: 2014 Paz&Cheung

The headquarters of Banco del Crédito de Perú (BCP), the country's largest and oldest bank, is a highly visible structure in the Lima skyline.

To emphasize the bank's brand values of openness and transparency, the bank created an interactive façade. Passersby choose effects—including constellations, fireworks, and rain—that appear on a smaller LED podium and the bank's exterior. This multi-layered façade lighting features more than 500 ArchiPoint iColor Powercore luminaires, each secured to the end of a perpendicular pole in a 19 m x 28 m (62 ft x 92 ft) grid—providing an exceptionally bright, dynamic canvas of light.

Products	ArchiPoint iColor Powercore
Details	Luminaires are placed along the façade's outermost layer.

Specifications

Measurements for 125° and 150° beam angles are shown.

Products	Lens options	Mounting bases	Power consumption	Lumens	Efficacy lm/W	Nits
ArchiPoint iColor Powercore	Clear Flat Lens Translucent Dome Lens	Concealed conduit mounting base Conduit mounting base	25 W	501 to 774	17.6 to 27.4	25,150 cd/m² 10,877 cd/m²

General information

Beam Angles	125° (Clear flat lens) 150° (Translucent dome lens)
LED Channels	RGB—Red/Green/Blue
Input Voltage	100 to 240 VAC, auto-ranging, 50/60 Hz
Housing Material	Die-cast aluminium with silver gray powder-coated finish
Lens	Clear or translucent UV-protected polycarbonate
Vibration Resistance	Complies with ANSI C136.31, 3G
Mechanical Impact	IK10
Corrosion Resistance	Complies with ASTM G85
Approbations	UL/cUL, FCC Class A, CE
Environment	Dry/Damp/Wet Location, IP66
Weight	Luminaire—1.5 kg (3.3 lb) Conduit Mounting Base—0.78 kg (1.7 lb) Concealed Conduit Mounting Base—0.98 kg (2.2 lb)
Dimensions	Clear Flat Lens—99 x 164 x 164 mm (3.9 x 6.4 x 6.4 in) Translucent Dome Lens—144 x 164 x 164 mm (5.7 x 6.4 x 6.4 in)

For further information

ArchiPoint is available in one light option, and two mounting base options. It can be fitted with an accessory specifically designed for the luminaire family. Complete details of every family, including Installation Instructions, Specification Sheets, .ies files, and product drawings, can be found on the respective product pages.



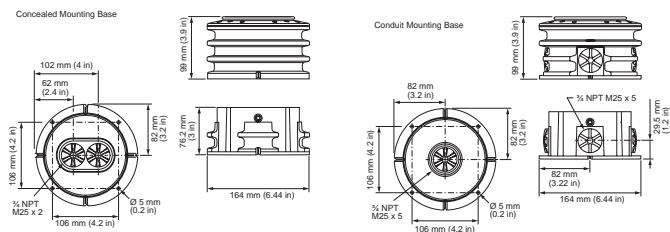
ArchiPoint iColor Powercore



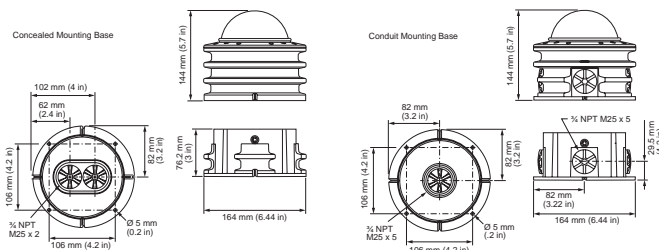
Optional glare shield accessory

Dimensions

Clear flat lens



Translucent dome lens



Configuration and planning

Regardless of the size and complexity of your installation, the planning time you spend up front can help streamline the installation and configuration of your luminaires. Keep these points in mind as you plan your installation:

You may be a lighting designer who wants to tap the power of video, a municipality that wants to turn a landmark into an icon, or a building owner/manager who wants to draw attention to your office tower, stadium, casino, or other structure. Before you dive into video, there are some initial questions you need to ask yourself, key elements you'll need to create a complete solution, and some specific technical considerations that you need to address by reading **Color Kinetics Video Guideline**.

Create a lighting design plan that identifies and locates all luminaires, Data Enabler Pro devices, and controllers. Use **Configuration Calculator** to determine how many luminaires you can install in a single run, and the maximum distances between Data Enabler Pro devices, luminaires, and controllers.

ArchiPoint luminaires operate in 8-bit mode by default. To address luminaires, including switching between 8-bit mode and 16-bit mode, download **QuickPlay Pro**.

Determine whether to address luminaires and configure your lighting system offline or interactively. With offline configuration, you stage and configure your system off-site, prior to installation. Offline configuration can be convenient when luminaires are to be installed in multiple locations or locations with difficult access. Interactive configuration is typically performed by an experienced technician, after luminaires have been installed. The interactive method can save time, since you only connect and test your luminaires once.

Accessories

	Item Number	Item 12NC
Concealed Conduit Mounting Base, M25 (metric size conduit)	123-000152-03	910503702577
Concealed Conduit Mounting Base, 3/4 in NPT (U.S. trade size conduit)	123-000152-02	910503702576
Conduit Mounting Base, M25 (metric size conduit)	123-000152-01	910503702575
Conduit Mounting Base, 3/4 in NPT (U.S. trade size conduit)	123-000152-00	910503702574
Glare Shield	120-000153-00	910503702674
Power Supplies		
Data Enabler Pro 3/4 in / 1/2 in NPT (U.S. trade size conduit)	106-000004-00	910503701210
Data Enabler Pro PG21/PG13 (metric size conduit)	106-000004-01	910503701211

© 2020 Signify Holding. All rights reserved. The information provided herein is subject to change, without notice. Signify does not give any representation or warranty as to the accuracy or completeness of the information included herein and shall not be liable for any action in reliance thereon. The information presented in this document is not intended as any commercial offer and does not form part of any quotation or contract, unless otherwise agreed by Signify.

All trademarks are owned by Signify Holding or their respective owners.

Cover photography credits: Signify



www.colorkinetics.com