



Date: _____ Type: _____

Firm Name: _____

Project: _____

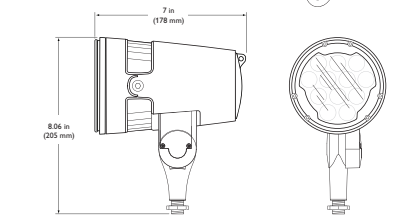
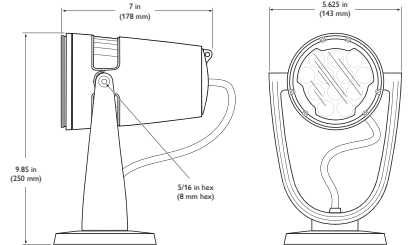
iW Burst Compact Powercore

10° x 41° asymmetric spread lens

High-output, exterior spotlight with variable color temperature

iW Burst Powercore is a high-output, exterior-rated LED spotlight designed for accent and site lighting. iW Burst Powercore combines channels of warm and cool LEDs to offer variable color temperatures ranging from 2700 K – 6500 K. Architectural and Landscape versions support a range of uplighting, floodlighting, and decorative lighting applications.

- Integrates patented Powercore technology — Powercore rapidly, efficiently, and accurately controls power output to fixtures directly from line voltage, eliminating the need for an external power supply. Contractor-friendly installation dramatically simplifies installation and lowers total system cost.
- Flexible mounting in architectural applications — Architectural fixtures feature an integrated yoke with canopy base for mounting to standard US junction boxes or directly to a flat surface or substrate as local codes permit.
- Support for a wide range of landscape applications — Landscape fixtures feature a 1/2 in NPT threaded post for mounting to standard junction boxes and third-party mounting accessories such as stanchion mounts, posts, and stakes for use in softscape and hardscape applications.
- Wide range of color temperature and brightness — Channels of warm white and cool white LEDs produce color temperatures ranging from 2700 K – 6500 K. Fixture brightness can be adjusted while varying or maintaining constant color temperature.
- Exchangeable optics and accessories — Available 14°, 23°, 41°, and asymmetric 10° x 41° spread lenses project a soft-edge beam to support a wide range of lighting applications. Native 8° beam angle offers extended light projection. Available glare shields block spill light, while honeycomb louvers limit the spread of light for a more focused and intense beam.
- Versatile light positioning — Fixtures can tilt through a full 180°. Architectural fixtures can also rotate through a full 360° for precise aiming.



- Universal power input range — Accepts a universal power input range of 100 – 240 VAC, allowing long fixture runs and consistent installation in any location around the world.
- Outdoor rated — With a rugged, die-cast aluminum housing fully sealed for maximum fixture life and IP66-rated for outdoor applications, iW Burst Powercore is ideal for use in damp or wet locations.

For detailed product information, please refer to the iW Burst Powercore Product Guide at www.colorkinetics.com/ls/intelliwhite/iwburstpc/.

PHILIPS

Specifications

Due to continuous improvements and innovations, specifications may change without notice.

Item	Specification	Details
Output	Beam Angle	10° x 41°
	Color Temperature*	2700 K – 6500 K
	Lumens†	637
	Efficacy (lm / W)	29.2
	Lumen Maintenance‡	50,000 hours L70 @ 25° C 35,000 hours L70 @ 50° C 50,000 hours L50 @ 25° C 50,000 hours L50 @ 50° C
Electrical	Input Voltage	100 – 240 VAC, auto-switching, 50 / 60 Hz
	Power Consumption	15 W maximum at full output, steady state
Control	Interface	Data Enabler Pro (DMX / Ethernet)
	Control System	Philips full range of controllers, including Light System Manager, iPlayer 3, and ColorDial Pro, or third-party controllers
Physical	Dimensions (Height x Width x Depth)	9.85 x 4.5 x 7.0 in (250 x 114 x 178 mm) Architectural 8.06 x 4.5 x 7.0 in (205 x 114 x 178 mm) Landscape
	Weight	8.7 lb (3.9 kg) Architectural 4.4 lb (2.0 kg) Landscape
	Housing	Die-cast aluminium, powder-coated finish
	Lens	Tempered glass
	Fixture Connections	6 ft (1.8 m) unified power / data cable with flying leads Architectural 6 in (152 mm) flying leads Landscape
	Temperature Ranges	-40° – 122° F (-40° – 50° C) Operating -4° – 122° F (-20° – 50° C) Startup -40° – 176° F (-40° – 80° C) Storage
	Vibration Resistance	ANSI C136.31 (Architectural only)
	Humidity	0 – 95%, non-condensing
	Fixture Run Lengths§	77 @ 100 VAC 78 @ 120 VAC 78 @ 220 VAC 78 @ 240 VAC <i>Example configuration: 20 A circuit, 20 ft (6.1 m) leader cable from Data Enabler Pro to the first junction box, and 2 ft (610 mm) jumper cables between fixtures</i>
	Certification and Safety	Certification
Environment		Dry / Damp / Wet Location, IP66

* Color temperatures conform to nominal CCTs as defined in ANSI Chromaticity Standard C78.377A.



† Lumen measurement complies with IES LM-79-08 testing procedures.

‡ L70 = 70% maintenance of lumen output (when light output drops below 70% of initial output).

L50 = 50% maintenance of lumen output (when light output drops below 50% of initial output).

Ambient temperatures specified. Based on measurements that comply with IES LM-80-08 testing procedures. Refer to www.colorkinetics.com/support/appnotes/lm-80-08.pdf for more information.

§ These figures, provided as a guideline, are accurate for this configuration only. Changing the configuration can affect the fixture run lengths.

Accessories

Item	Housing Color / Type	Item Number	Philips 12NC
Trim Ring	Gray	120-000103-09	910503701823
45° Glare Shield	Gray	120-000103-10	910503701824
Full Height Glare Shield	Gray	120-000103-11	910503701825
Honeycomb Louver	Black	120-000104-01	910503701419
Spread Lenses	14°	120-000080-04	910503701415
	23°	120-000080-05	910503701416
	41°	120-000080-06	910503701417
	10° x 41°	120-000080-07	910503701418

Use Item Number when ordering in North America.

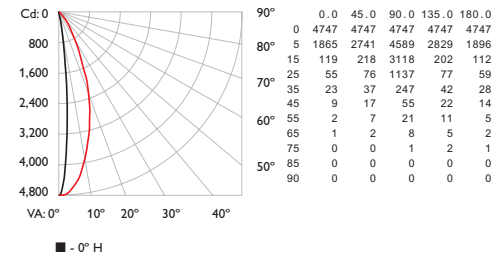


Philips Color Kinetics
3 Burlington Woods Drive
Burlington, Massachusetts 01803 USA
Tel 888.385.5742
Tel 617.423.9999
Fax 617.423.9998
www.philipscolorkinetics.com

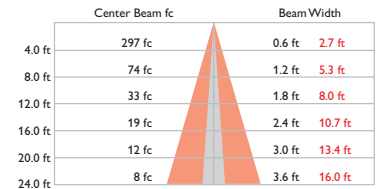
Photometrics

iW Burst Compact Powercore
10° x 41° asymmetric spread lens

Polar Candela Distribution



Illuminance at Distance



69 ft (21 m) 1 fc maximum distance
Vert. Spread: 8.7°
Horiz. Spread: 36.9°

Lumens	637
Efficacy	29.2 lm / W

For lux multiply fc by 10.7

Fixtures and Data Enabler Pro

Item	Housing Color /Type	Item Number	Philips 12NC
iW Burst Compact Powercore, Landscape (UL / cUL / CE)	Gray	523-000067-00	910503702057
	Black	523-000067-03	910503702208
	White	523-000067-06	910503702211
iW Burst Compact Powercore, Architectural (UL / cUL / CE)	Gray	523-000067-01	910503702058
	Black	523-000067-04	910503702209
	White	523-000067-07	910503702212
iW Burst Compact Powercore, Architectural (CQC)	Gray	523-000067-02	910503702347
	Black	523-000067-05	910503702348
	White	523-000067-08	910503702349
Data Enabler Pro	3/4 in / 1/2 in NPT (US trade size conduit)	106-000004-00	910503701210
	PG21 / PG13 (metric size conduit)	106-000004-01	910503701211

Use Item Number when ordering in North America.

Copyright © 2010 – 2011 Philips Solid-State Lighting Solutions, Inc. All rights reserved.
Chromacore, Chromasic, CK, the CK logo, Color Kinetics, the Color Kinetics logo, ColorBlast, ColorBlaze, ColorBurst, ColorGraze, ColorPlay, ColorReach, iW Reach, eW Reach, eW Fuse, DIMand, EssentialWhite, eW, iColor, iColor Cove, IntelliWhite, iW, iPlayer, Optibin, and Powercore are either registered trademarks or trademarks of Philips Solid-State Lighting Solutions, Inc. in the United States and / or other countries. All other brand or product names are trademarks or registered trademarks of their respective owners. Due to continuous improvements and innovations, specifications may change without notice. DAS-000083-10 R01 04-11