



Date: _____ Type: _____

Firm Name: _____

Project: _____

eW Profile Powercore

3000 K, 39.25 in (997 mm)

Ultra-low-profile LED under-cabinet fixture for task and accent lighting

eW Profile Powercore is a direct line voltage, under-cabinet LED fixture for common task lighting and display case applications. Available in 3000 K or 4000 K color temperatures, eW Profile Powercore is suitable for new installations and retrofits requiring superior illumination quality and dramatic energy savings. With an ultra-low-profile housing, three fixture lengths, versatile jumper options, and housing colors to match any environment, eW Profile Powercore offers an unprecedented level of design flexibility and ease of use.

- Onboard Powercore technology — eW Profile Powercore fixtures process power input directly from line voltage. Clip or track mounting options and standard line-neutral-ground wiring dramatically simplify installation.
- Exceptional illumination performance — Meets IESNA illumination specifications for optimal usability and safety in task lighting applications.
- Energy cost savings — Consumes just 5.5 watts of energy per fixture and can support a continuous run up to 50 ft (15.2 m) in length.

- Industry-leading quality — Long useful source life (48,000 hours at 70% lumen maintenance).

For detailed product information, see the Product Guide at www.philipscolorkinetics.com/l/essentialwhite/ewprofilep/

Specifications

Due to continuous improvements and innovations, specifications may change without notice.

Item	Specification	9.25 in (235 mm)	19.25 in (489 mm)	39.25 in (997 mm)
Output	Beam Angle	105° x 100°		
	Lumens†	256 (3000 K) 262 (4000 K)	466 (3000 K) 500 (4000 K)	1042 (3000 K) 1015 (4000 K)
	Efficacy (lm / W)	42.2 (3000 K) 41.9 (4000 K)	46.7 (3000 K) 49.5 (4000 K)	50.1 (3000 K) 49.8 (4000 K)
	CRI	79 (3000 K) 84 (4000 K)		
	Lumen Maintenance‡	48,000 hours L70 @ 25° C 37,000 hours L70 @ 50° C	50,000 hours L50 @ 25° C	50,000 hours L50 @ 50° C
Electrical	Input Voltage	100 / 120 / 220 – 240 VAC, 50 / 60 Hz		
	Power Consumption	5.5 W max. at full output, steady state 6 W peak in-rush	10 W max. at full output, steady state 13 W peak in-rush	20 W max. at full output, steady state 25 W peak in-rush
	Power Factor	.99 @ 120 VAC (19.25 in fixture)		
Control	Dimmer	Compatible with many commercially available reverse-phase ELV-type dimmers§		
Physical	Dimensions (Height x Length x Depth)	.88 x 9.25 x 1.7 in (22 x 235 x 43 mm)	.88 x 19.25 x 1.7 in (22 x 489 x 43 mm)	.88 x 39.25 x 1.7 in (22 x 997 x 43 mm)
	Weight	7 oz (198 g)	13 oz (369 g)	1.6 lbs (728 g)
	Housing	Extruded aluminium, polycarbonate. White, Black, or Gray powder-coated finish.		
	Lens	Polycarbonate		
	Fixture Connections	Integral male / female connectors		
	Temperature Ranges	-4° – 122° F (-20° – 50° C) Operating -4° – 122° F (-20° – 50° C) Startup -40° – 176° F (-40° – 80° C) Storage		
	Humidity	0 – 95%, non-condensing		
Fixture Run Length	Up to 50 ft (15.3 m) of fixtures in a single run, ≤ 324 W			
Certification and Safety	Certification	UL / cUL, FCC Class B, CE, C-Tick		
	Environment	Dry / Damp Location, IP50		

* Color temperatures conform to nominal CCTs as defined in ANSI Chromaticity Standard C78.377A.

† Lumen measurement complies with IES LM-79-08 testing procedures.

‡ L70 = 70% lumen maintenance (when light output drops below 70% of initial output). L50 = 50% lumen maintenance (when light output drops below 50% of initial output). Ambient luminaire temperatures specified. Lumen maintenance calculations are based on lifetime prediction graphs supplied by LED source manufacturers. Calculations for white-light LED fixtures are based on measurements that comply with IES LM-80-08 testing procedures. Refer to www.philipscolorkinetics.com/support/appnotes/lm-80-08.pdf for more information.

§ See www.colorkinetics.com/support/appnotes/ for specific details.



Fixtures

See Ordering Information Specification Sheet for additional fixture lengths and housing colors.

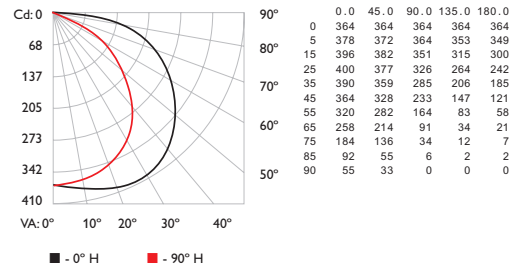
Item	Color Temp.	Housing	Length	Item Number	Philips 12NC
eW Profile Powercore, 100 VAC	3000 K	White	39.25 in (997 mm)	523-000026-44	910503702216
	4000 K	White	39.25 in (997 mm)	523-000026-47	910503702219
eW Profile Powercore, 120 VAC	3000 K	White	39.25 in (997 mm)	523-000027-50	910503702259
	4000 K	White	39.25 in (997 mm)	523-000027-53	910503702262
eW Profile Powercore, 220 – 240 VAC including Mounting Clips and End-to-End Connector	3000 K	White	39.25 in (997 mm)	523-000028-62	910503700642
	4000 K	White	39.25 in (997 mm)	523-000028-65	910503700645
eW Profile Powercore, 220 – 240 VAC including Mounting Clips, Leader Cable, and Terminator	3000 K	White	39.25 in (997 mm)	523-000028-80	910503700660
	4000 K	White	39.25 in (997 mm)	523-000028-83	910503700663

Use Item Number when ordering in North America.

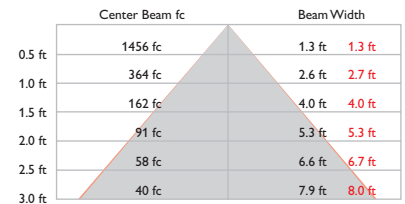
Photometrics

eW Profile Powercore
3000 K, 39.25 in (997 mm)

Polar Candela Distribution



Illuminance at Distance



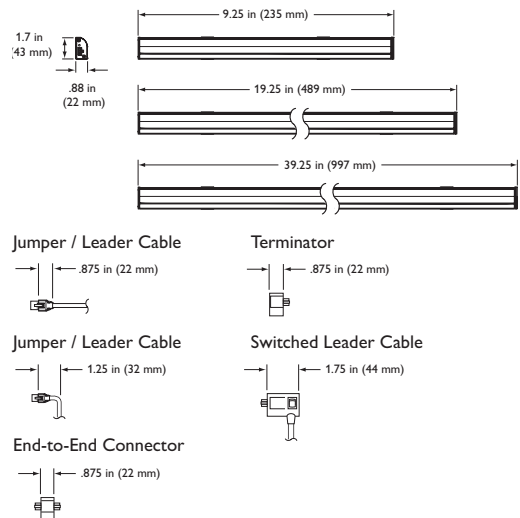
19 ft (5.8 m) 1 fc maximum distance

■ Vert. Spread: 105.8°
■ Horiz. Spread: 106.4°

Lumens	1042
Efficacy	50.1 lm / W

For lux multiply fc by 10.7

Dimensions



Accessories

See Ordering Information Specification Sheet for additional housing colors.

Item	Housing	Size	Item Number	Philips 12NC
Leader Cable and Terminator, 100 / 220 – 240 VAC	White	10 ft (3 m)	108-000034-01	910503700259
Permanent Wiring Compartment and Terminator, 120 VAC	White	1.125 x 1.75 x 3.5 in (29 x 45 x 89 mm) (Height x Width x Depth)	120-000065-00	910503700270
Switched Portable Leader Cable and Terminator, 120 VAC	White	10 ft (3 m)	108-000034-00	910503700258
Switched Permanent Wiring Compartment and Terminators, 120 VAC	White	.875 x 2 x 4.25 in (22 x 51 x 108 mm) (Height x Width x Depth)	120-000065-04	910503701022
End-to-End Connector, Quantity 5	White	.875 in (22 mm)	108-000035-10	910503700368
Jumper Cable, 100 / 220 – 240 VAC	White	6 in (152 mm)	108-000035-05	910503700265
		12 in (305 mm)	108-000035-06	910503700266
		18 in (457 mm)	108-000035-07	910503700267
Jumper Cable, 120 VAC	White	5 ft (1.5 m)	108-000035-08	910503700268
		6 in (152 mm)	108-000035-00	910503700260
		12 in (305 mm)	108-000035-01	910503700261
"Y" Jumper Cable and Terminator, 100 / 220 – 240 VAC	White	18 in (457 mm)	108-000035-02	910503700262
		5 ft (1.5 m)	108-000035-03	910503700263
		16.5 in (419 mm)	108-000035-09	910503700269
"Y" Jumper Cable and Terminator, 120 VAC	White	16.5 in (419 mm)	108-000035-04	910503700264
Mounting Track	White	25 @ 9 in (229 mm)	120-000064-02	910503700273
		25 @ 19 in (483 mm)	120-000064-00	910503700271
		24 @ 39 in (991 mm)	120-000064-01	910503700272

Use Item Number when ordering in North America.



Philips Color Kinetics
3 Burlington Woods Drive
Burlington, Massachusetts 01803 USA
Tel 888.385.5742
Tel 617.423.9999
Fax 617.423.9998
www.philipscolorkinetics.com

Copyright © 2008 – 2012 Philips Solid-State Lighting Solutions, Inc. All rights reserved. Chromacore, Chromasic, CK, the CK logo, Color Kinetics, the Color Kinetics logo, ColorBlast, ColorBlaze, ColorBurst, eW Fuse, ColorGraze, ColorPlay, ColorReach, iW Reach, eW Reach, DIMand, EssentialWhite, eW, iColor, iColor Cove, IntelliWhite, iW, iPlayer, Optibin, and Powercore are either registered trademarks or trademarks of Philips Solid-State Lighting Solutions, Inc. in the United States and / or other countries. All other brand or product names are trademarks or registered trademarks of their respective owners. Due to continuous improvements and innovations, specifications may change without notice.

DAS-000005-10 R03 04-12