



Date: \_\_\_\_\_ Type: \_\_\_\_\_

Firm Name: \_\_\_\_\_

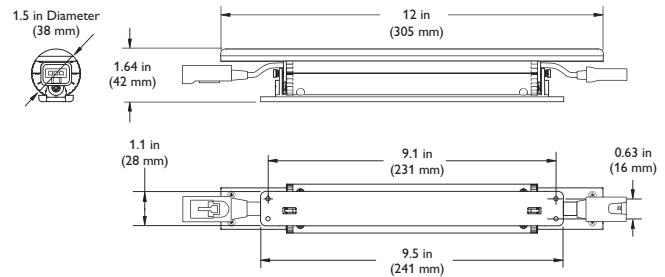
Project: \_\_\_\_\_

# eW Cove MX Powercore

3500 K, Wide Beam Angle

Maximum output linear LED fixture for cove, general, and accent lighting

eW® Cove MX Powercore delivers the highest light output in the line of solid white linear cove lights from Philips Color Kinetics. With its superior light output, wide beam angle, and a range of fixed colors and color temperatures, eW Cove MX Powercore can be used for accent lighting and indirect general illumination, as well as the full range of wall and ceiling cove applications. Meets or exceeds the performance of comparable linear fluorescent strip cove lights while lowering installation, energy, and maintenance costs. Offers environmentally conscious buyers a green, energy-efficient lighting solution without sacrificing quality or quantity of light.



- Maximum light output — eW Cove MX Powercore delivers fixed white or solid color light at up to 632 lumens per foot.
- Lower cost than comparable fluorescent strip lighting — Represents a cost-effective alternative to traditional cove lights with efficacy of up to 53.1 lm / W, competitive pricing, long useful life, and low-maintenance-free operation. Offers lower first and total cost than dimmable T5HO and 2-lamp T8 strip lights in typical cove applications.
- Multiple color temperature options for design and application flexibility — Available in four color temperatures, ranging from a warm 2700 K to a cool 4000 K, and four solid colors (Red, Green, Blue, and Amber).
- Integrates patented Powercore® technology — Powercore rapidly, efficiently, and accurately controls power output to fixtures directly from line voltage, eliminating the need for external power supplies and lowering total system cost.

- Superior color consistency and accuracy — Optibin®, an advanced binning algorithm, exceeds the recognized standards for color quality to guarantee uniformity and consistency of hue and color temperature across LEDs, fixtures, and manufacturing runs.
- Support for multiple voltages — Accepts power input of 100, 120, 208, 220 – 240, and 277 VAC, allowing consistent installation in any location around the world.
- Dimming capability — Patented DIMand® technology offers smooth dimming capability with many electronic low voltage (ELV) dimmers for all input voltages.
- Simple installation — Powercore delivers line voltage directly to the fixtures, simplifying installation and allowing product runs of 50 fixtures at 100 VAC to 139 fixtures at 277 VAC. Easy-to-install 4 ft (1.2 m) mounting tracks allow quick project setup.
- Easy mounting and positioning — End-to-end locking power connectors can make 180° turns. Fixtures rotate in 10° increments through a full 170°. Optional mounting tracks support vertical and overhead positioning. 1 ft (305 mm) and 5 ft (1.5 m) jumper cables can add extra space between fixtures.

For detailed product information, please refer to the eW Cove MX Powercore Product Guide at [www.colorkinetics.com/ls/essentialwhite/ewcovemxpc/](http://www.colorkinetics.com/ls/essentialwhite/ewcovemxpc/)



ENERGY STAR® certified  
As an ENERGY STAR certified LED luminaire, eW Cove MX Powercore exceeds ENERGY STAR requirements for efficacy, color rendering, color consistency, useful life, and power factor.

**PHILIPS**

## Specifications

Due to continuous improvements and innovations, specifications may change without notice.

Item	Specification	3500 K*, wide beam angle
Output	Lumens†	576
	Efficacy (lm / W)	48.4
	CRI	84
	Lumen Maintenance‡	50,000 hours L70 @ 25° C 37,000 hours L70 @ 50° C 90,000 hours L50 @ 25° C 80,000 hours L50 @ 50° C
Electrical	Input Voltage	100 / 120 / 208 / 220 – 240 / 277 VAC, auto-switching, 50 / 60 Hz
	Power Consumption	12.0 W maximum at full output, steady state
	Power Factor	.99 @ 120 VAC
Control	Dimming	Compatible with many commercially available ELV, trailing edge, or reverse-phase control dimmers§
Physical	Dimensions (Height x Width x Depth)	1.64 x 12 x 1.5 in (42 x 305 x 38 mm)
	Weight	0.19 lbs (85 g)
	Housing	Die-cast aluminium, white powder-coated finish.
	Lens	Polycarbonate
	Fixture Connections	Integral male / female connectors
	Temperature Ranges	-4° – 122° F (-20° – 50° C) Operating -4° – 122° F (-20° – 50° C) Startup -40° – 176° F (-40° – 80° C) Storage
	Humidity	0 – 95%, non-condensing
	Maximum Fixture Run Length	50 @ 100 VAC 60 @ 120 VAC 104 @ 208 VAC 115 @ 220 – 240 VAC 139 @ 277 VAC <i>Configuration: Fixtures installed end-to-end, 20 A circuit, standard 10 ft (3.1 m) Leader Cable</i>
Certification and Safety	Certification	UL / cUL, FCC, CE, CCC
	Environment	Dry / Damp Location, IP20
	Energy Efficiency	ENERGY STAR, California Title 24 Compliant

\* Color temperatures conform to nominal CCTs as defined in ANSI Chromaticity Standard C78.377A.



† Lumen measurement complies with IES LM-79-08 testing procedures.

‡ L70 = 70% maintenance of lumen output (when light output drops below 70% of initial output).

L50 = 50% maintenance of lumen output (when light output drops below 50% of initial output).

Ambient temperatures specified. Based on measurements that comply with IES LM-80-08 testing procedures. Refer to [www.colorkinetics.com/support/appnotes/lm-80-08.pdf](http://www.colorkinetics.com/support/appnotes/lm-80-08.pdf) for more information.

§ Refer to [www.colorkinetics.com/support/appnotes/](http://www.colorkinetics.com/support/appnotes/) for specific details.

|| These figures, provided as a guideline, are accurate for this configuration only. Changing the configuration can affect the fixture run lengths.

## Fixtures

Type	Beam Angle	Item Number	Philips 12NC
2700 K	Wide	523-000050-02	910503700980
3000 K	Wide	523-000050-06	910503700984
3500 K	Wide	523-000050-10	910503700988
4000 K	Wide	523-000050-14	910503700992
Red	Wide	223-000050-00	910503701104
Green	Wide	223-000050-01	910503701105
Blue	Wide	223-000050-02	910503701106
Amber	Wide	223-000050-03	910503701107

Use Item Number when ordering in North America.

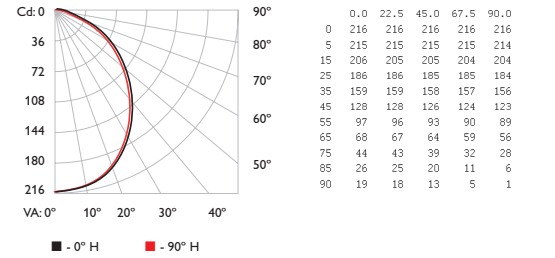


Philips Color Kinetics  
3 Burlington Woods Drive  
Burlington, Massachusetts 01803 USA  
Tel 888.385.5742  
Tel 617.423.9999  
Fax 617.423.9998  
[www.philipscolorkinetics.com](http://www.philipscolorkinetics.com)

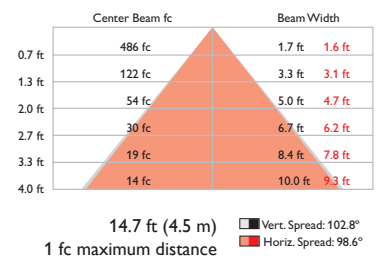
## Photometrics

3500 K, wide beam angle

### Polar Candela Distribution



### Illuminance at Distance



Lumens	576
Efficacy	48.4 lm / W

For lux multiply fc by 10.7

## Accessories

Item	Type	Item Number	Philips 12NC
Leader Cable with terminator and strain relief	UL / cUL	10 ft (3 m)	108-000047-00 910503700972
	CE / CCC	10 ft (3 m)	108-000047-01 910503700973
Wiring Compartment with terminator	UL / cUL		120-000077-01 910503700994
			120-000058-01 910503701119
Jumper Cable	UL / cUL	1 ft (305 mm)	108-000048-00 910503700974
		5 ft (1.5 m)	108-000048-01 910503700975
	CE / CCC	1 ft (305 mm)	108-000048-02 910503700976
		5 ft (1.5 m)	108-000048-03 910503700977
Mounting Track, White	1 @ 4 ft (1219 mm)	120-000124-00	910503701787

Use Item Number when ordering in North America.

Copyright © 2009 – 2010 Philips Solid-State Lighting Solutions, Inc. All rights reserved. Chromacore, Chromasic, CK, the CK logo, Color Kinetics, the Color Kinetics logo, ColorBlast, ColorBlaze, ColorBurst, ColorGraze, ColorPlay, ColorReach, iW Reach, eW Reach, eW Fuse, DIMand, EssentialWhite, eW, iColor, iColor Cove, IntelliWhite, iW, iPlayer, Optibin, and Powercore are either registered trademarks or trademarks of Philips Solid-State Lighting Solutions, Inc. in the United States and / or other countries. All other brand or product names are trademarks or registered trademarks of their respective owners. Due to continuous improvements and innovations, specifications may change without notice. DAS-000069-03 R07 12-10