

ColorReach Compact Powercore

Date: _____
Type: _____
Firm Name: _____
Project: _____

RGB, 13° Spread Lens, CQC

Exterior long-throw compact floodlight with intelligent RGB light

ColorReach Compact Powercore high-performance LED luminaires are premium exterior long-throw dynamic color-changing luminaires for lighting tall buildings, bridges, and iconic structures. With ColorReach Compact Powercore, RGB you get intensely saturated RGB light. ColorReach Compact Powercore offers a range of accessories that allow for customizable beam angles for floodlighting, spotlighting, wall washing, and grazing, along with the efficiency and cost-effectiveness of Powercore technology in a rugged die-cast aluminium housing.



- Improved color mixing—Updated ColorReach Compact Powercore provides more punch and light quality for exterior long throw applications. End users will appreciate the clean mixed beam with higher application efficiency, allowing placement of light exactly where desired.
- Unparalleled light output—ColorReach Compact Powercore offers unprecedented output and punch for LED-based illumination of large-scale structures and objects.
- Expanded customization with a wide range of new accessory options. To complement the native 5° lens, six standard secondary spread lenses can customize the luminaire to produce 8°, 13°, 23°, 43°, 63°, and 5° x 17° (asymmetric) beam angles. The option to add or combine a louver, full glare shield, or half glare shield creates new aesthetic possibilities for designers and architects.
- Superior color consistency and accuracy— Optibin, an advanced binning algorithm, sets a new standard for the color consistency and uniformity of LED sources used in manufacturing.
- Integrates patented Powercore technology that controls power output to luminaires directly from line voltage—rapidly, efficiently, and accurately. The Color Kinetics Data Enabler Pro merges line voltage with control data and delivers them to luminaires over a single standard cable, dramatically simplifying installation and lowering total system cost.
- Simple luminaire positioning—Rugged, slim-profile mounting bracket allows simple positioning and luminaire rotation through a full 360°. Side locking bolts reliably secure luminaire with a standard wrench.
- Universal power input ranges of 100 to 240 VAC (CQC) and 100 to 277 (UL/CE).
- Works seamlessly with the complete Color Kinetics line of controllers, including ColorDial Pro, iPlayer 3, and Light System Manager – as well as third-party controllers.

For detailed product information, please refer to the Reach Product Guide at www.colorkinetics.com/global/products/rgb/colorreachcompact/

Specifications

Due to continuous improvements and innovations, specifications may change without notice.

Output

Beam Angle	13°
Lumens†	3,840
Efficacy (lm/W)	28.7
LED Channels	Red/Green/Blue

Electrical

Input Voltage	100 to 240 VAC, auto-ranging, 50/60 Hz
Power Consumption (Maximum at full output, steady state)	130 W
Surge Limits¶	1 kV maximum differential (L to N) 2 kV maximum common (L to Gnd or N to Gnd)

For additional Surge Protection Requirements for LED Lighting Systems, please refer to www.colorkinetics.com/KB/surge-protection.

Control

Interface	Data Enabler Pro (DMX/Ethernet)
-----------	---------------------------------

Control System

Color Kinetics full range of controllers, including Light System Manager, Video System Manager Pro, iPlayer 3, Antumbra iColor Keypad, and ColorDial Pro, or third-party controllers

Remote Monitoring & Management	Philips ActiveSite Ready, works with Interact Landmark
--------------------------------	--

Lumen Maintenance

Threshold§	Ambient Temperature	Reported¶¶	Calculated¶¶
L ₇₀	25 °C 50 °C		100,000 100,000

Physical

Dimensions (Height x Width x Depth)	350 x 753 x 196 mm (13.75 x 29.66 x 7.7 in)
Weight	23.4 kg (51.6 lb)
Effective Projected Area (EPA)	0.186 m ²
Housing Material	Die-cast aluminium, black powder-coated finish
Lens	Tempered glass
Luminaire Connections	Integral male/female waterproof connector, 1.8 m (6 ft) unified power/data cable

Temperature Ranges

-40 to 50 °C (-40 to 122 °F) Operating
-20 to 50 °C (-4 to 122 °F) Startup
-40 to 80 °C (-40 to 176 °F) Storage

Vibration Resistance

Complies with ANSI C136.31, 3G with standard yoke when used with 3 bolts.

Mechanical Impact	IK07
-------------------	------

Corrosion Resistance

Not suitable for salt spray or harsh chemical environments. Please refer to www.colorkinetics.com/KB/corrosion-resistance for more information.

Luminaire Run Lengths

To calculate luminaire run lengths and total power consumption for your specific installation, download the Configuration Calculator from www.colorkinetics.com/support/install_tool/

Certification and Safety

Approbation	FCC Class A, CE, PSE, CQC, C-Tick
Environment	Dry/Damp/Wet Location, IP66



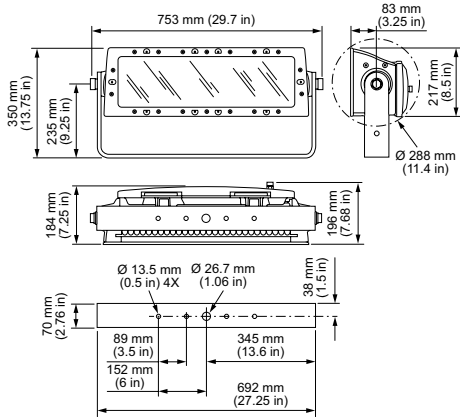
† Lumen measurement complies with IES LM-79-08 testing procedures.

§ L_{xx} = xx% lumen maintenance (when light output drops below xx% of initial output). All values are given at B10, or the median value where 90% of the LED population is better than the reported or calculated lumen maintenance measurement.

¶ Minimum surge limits per IEC 61547, tested in accordance with IEC 61000-4-5.

¶¶ Lumen maintenance figures are based on lifetime prediction graphs supplied by LED source manufacturers. Whenever possible, figures use measurements that comply with IES LM-80-08 testing procedures. In accordance with TM-21-11, Reported values represent the interpolated value based on six times the LM-80-08 total test duration (in hours). Calculated values represent time durations that exceed six times the total test duration.

Dimensions



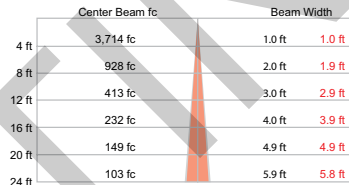
Photometrics 13° Spread Lens

Photometric data is based on test results from an independent NIST traceable testing lab. IES data is available at www.colorkinetics.com/global/support/ies.

Beam Angle	13°
LED	RGB
Lumens	3,840
Efficacy (lm/W)	28.7



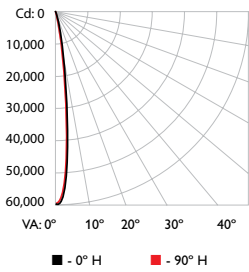
Illuminance at Distance



Zonal Lumen

Zone	Lumens	% Luminaire
0-30	3,839.7	100.0%
0-40	3,839.7	100.0%
0-60	3,839.7	100.0%
0-90	3,839.7	100.0%
60-90	0.0	0.0%
70-100	0.0	0.0%
90-120	0.0	0.0%
90-180	0.0	0.0%
0-180	3,839.7	100.0%

Polar Candela Distribution



Cd: 0	0	25	45	70	90
0	59421	59421	59421	59421	59421
5	43700	42822	42450	42696	42926
15	1697	1596	1709	1877	1963
25	0	0	0	0	0
35	0	0	0	0	0
45	0	0	0	0	0
55	0	0	0	0	0
65	0	0	0	0	0
75	0	0	0	0	0
85	0	0	0	0	0
90	0	0	0	0	0

Coefficients of Utilization - Zonal Cavity Method

Effective Floor Cavity Reflectance: 20%

RCC %:	80	70	50	30	10	0												
RW %:	70	50	30	0	50	30	20	50	30	20	0							
RCR:	0	1.19	1.19	1.19	1.16	1.16	1.16	1.00	1.11	1.11	1.11	1.06	1.06	1.06	1.02	1.02	1.02	1.00
1	1.16	1.15	1.13	1.12	1.14	1.13	1.11	0.99	1.09	1.08	1.07	1.05	1.04	1.04	1.02	1.01	1.01	0.99
2	1.14	1.11	1.09	1.07	1.12	1.10	1.08	0.99	1.07	1.05	1.04	1.04	1.03	1.02	1.01	1.00	1.00	0.98
3	1.12	1.09	1.06	1.04	1.10	1.07	1.05	0.98	1.05	1.03	1.02	1.03	1.01	1.00	1.01	1.00	0.99	0.98
4	1.10	1.06	1.04	1.02	1.09	1.05	1.03	0.97	1.04	1.02	1.00	1.02	1.00	0.99	1.00	0.99	0.98	0.97
5	1.08	1.05	1.02	1.00	1.07	1.04	1.01	0.97	1.02	1.00	0.99	1.01	0.99	0.98	1.00	0.98	0.97	0.96
6	1.07	1.03	1.00	0.98	1.06	1.02	1.00	0.96	1.01	0.99	0.98	1.00	0.98	0.97	0.99	0.98	0.96	0.96
7	1.06	1.02	0.99	0.97	1.05	1.01	0.99	0.96	1.00	0.98	0.97	0.99	0.98	0.96	0.98	0.97	0.96	0.95
8	1.05	1.01	0.98	0.96	1.04	1.00	0.98	0.95	0.99	0.97	0.96	0.98	0.97	0.95	0.98	0.96	0.95	0.94
9	1.04	0.99	0.97	0.95	1.03	0.99	0.97	0.94	0.99	0.96	0.95	0.98	0.96	0.95	0.97	0.96	0.94	0.94
10	1.03	0.99	0.96	0.95	1.02	0.98	0.96	0.94	0.98	0.96	0.94	0.97	0.95	0.94	0.97	0.95	0.94	0.93

For lux multiply fc by 10.7

Luminaire and Accessories

Use Item Number when ordering in North America

Luminaire	Item Number	Item 12NC
ColorReach Compact Powercore, RGB, CQC Luminaire and 1.8 m (6 ft) leader cable only. Values in this specification sheet represent both the luminaire and spread lens combined. Spread lens available below in Associated Part.	123-000078-03	912400133607
Associated Part		
13° Spread lens with bezel Trim bezel included.	120-000068-12	912400133593
Accessories		
Leader Cable, 100–240 VAC, CE/PSE, 1.8 m (6 ft)	108-000043-03	910503700454
Louver	120-000187-02	912400133589
Half Glare Shield	120-000187-01	912400133588
Full Glare Shield	120-000187-00	912400133587
Trim Bezel	120-000187-03	912400134263
Power Supplies		
Data Enabler Pro, 3/4 in / 1/2 in NPT (U.S. trade size conduit)	106-000004-00	910503701210
Data Enabler Pro, PG21/PG13 (metric size conduit)	106-000004-01	910503701211



© 2021 Signify Holding. All rights reserved. Specifications are subject to change without notice. No representation or warranty as to the accuracy or completeness of the information included herein is given and any liability for any action in reliance thereon is disclaimed.

Color Kinetics
www.colorkinetics.com/global/products/rgb/colorreachcompact/