

# iW Graze QLX Powercore

Date: \_\_\_\_\_  
Type: \_\_\_\_\_  
Firm Name: \_\_\_\_\_  
Project: \_\_\_\_\_

**9° x 9° Beam Angle, 305 mm (1 ft)**

## Performance exterior linear grazing luminaire with tunable white light

iW Graze QLX Powercore is a high-performance, exterior linear luminaire perfect for surface illumination applications calling for a balance of cost and performance. It is designed to highlight architectural features ranging from surface textures and molding details to archways and windows. Graze Intelligent White luminaires offer channels of cool, neutral, and warm white LEDs to offer color temperatures ranging from 2700 K to 6500 K. Multiple fixture lengths, beam angles, output levels, and power consumption levels support a large range of façade or surface illumination applications. Low-profile housing, connectorized cabling, a universal power input range, and direct line voltage operation make Graze luminaires easy to install and operate.



- Tailor light output to specific applications—Available in four standard lengths (1 ft, 2 ft, 3 ft, and 4 ft), four performance levels (MX, QLX, QLX 5W, and EC), and six standard 9° x 9°, 10° x 60°, 15° x 30°, 30° x 60°, 60° x 30°, and 90° x 90° (EC only) beam angles.
- Flexible integration—Graze's ultra-low profile lets it fit discretely into almost any layout, from simple to elaborate.
- Customizable accessories - Customize your Graze luminaire with a choice of three accessories: mounting arm, masking shield, and graze louver. Mounting arm available in three sizes and three colors (black, white, and gray), and masking shield available in four lengths (1 ft, 2 ft, 3 ft, and 4 ft).
- Integrates patented Powercore technology that controls power output to luminaires directly from line voltage – rapidly, efficiently, and accurately. The Color Kinetics Data Enabler Pro merges line voltage with control data and delivers them to luminaires over a single standard cable, dramatically simplifying installation and lowering total system cost.
- Graze provides years of reliable use under rugged conditions by meeting ANSI C136.31- 2010 standard with a 3G vibration rating, and elimination of water pooling on the lens.
- Works seamlessly with the Color Kinetics full range of controllers, including Light System Manager, Video System Manager, Video System Manager Pro, iPlayer 3, Antumbra iColor Keypad, and ColorDial Pro—as well as third-party controllers.
- Convenient push-and-click connectors let you easily and rapidly install Leader Cables and Jumper Cables. Constant torque locking hinges offer simple and consistent position control from various angles.

For detailed product information, please refer to the Graze Product Guide at [www.colorkinetics.com/global/products/intelliwhite/iwgrazeqlxpowercore/](http://www.colorkinetics.com/global/products/intelliwhite/iwgrazeqlxpowercore/)

# Specifications

Due to continuous improvements and innovations, specifications may change without notice.

## Output

Color Temperature*	2700 K to 6500 K
Beam Angle	9° x 9°
Lumens†	661
Efficacy (lm/W) <sup>§§</sup>	33.7
CRI	83
LED Channels	2700 K/4000 K/6500 K

## Electrical

Input Voltage	100 to 277 VAC, auto-ranging, 50/60 Hz
Power Consumption (Maximum at full output, steady state)	15 W
Surge Limits¶	1 kV maximum differential (L to N) 2 kV maximum common (L to Gnd or N to Gnd)

For additional Surge Protection Requirements for LED Lighting Systems, please refer to [www.colorkinetics.com/KB/surge-protection](http://www.colorkinetics.com/KB/surge-protection).

## Control

Interface	Data Enabler Pro (DMX or Ethernet)
-----------	------------------------------------

### Control System

Color Kinetics full range of controllers, including Light System Manager, Video System Manager Pro, iPlayer 3, Antumbra iColor Keypad, and ColorDial Pro, or third-party controllers

Remote Monitoring & Management	Philips ActiveSite Ready, works with Interact Landmark
--------------------------------	--

## Lumen Maintenance

Threshold <sup>§</sup>	Ambient Temperature	Reported¶¶	Calculated¶¶
L <sub>70</sub>	25 °C	60,000	60,000
	50 °C	60,000	60,000
L <sub>50</sub>	25 °C	60,000	60,000
	50 °C	60,000	60,000

\* Correlated color temperature (CCT) complies with ANSI C78.377-2008 for the chromaticity of solid state lighting products.

† 305 mm (1 ft) lumen output measurements comply with IES LM-79-08 testing procedures. 610 mm (2 ft), 914 mm (3 ft), and 1219 mm (4 ft) measurements are estimated based on the 305 mm (1 ft) measurements.

§ Lxx = xx% lumen maintenance (when light output drops below xx% of initial output). All values are given at B10, or the median value where 90% of the LED population is better than the reported or calculated lumen maintenance measurement.

¶ Minimum surge limits per IEC 61547, tested in accordance with IEC 61000-4-5.

§§ Efficacy measurements are estimated based on the 305 mm (1 ft) measurements.

¶¶ Lumen maintenance figures are based on lifetime prediction graphs supplied by LED source manufacturers. Whenever possible, figures use measurements that comply with IES LM-80-08 testing procedures. In accordance with TM-21-11, Reported values represent the interpolated value based on six times the LM-80-08 total test duration (in hours). Calculated values represent time durations that exceed six times the total test duration.

## Physical

Dimensions (Height x Width x Depth)	68 x 305 x 72 mm (2.7 x 12 x 2.85 in)
Weight	1 kg (2.1 lb)
Housing Material	Extruded anodized aluminium
Lens	Clear UV-protected polycarbonate
Luminaire Connections	Integral male/female waterproof connectors
Mounting	Multi-positional, constant torque locking hinges

## Temperature Ranges

-40 to 50 °C (-40 to 122 °F) Operating
-20 to 50 °C (-4 to 122 °F) Startup
-40 to 80 °C (-40 to 176 °F) Storage

## Vibration Resistance

Complies with ANSI C136.31, 3G
--------------------------------

Mechanical Impact	IK10
-------------------	------

## Corrosion Resistance

Not suitable for salt spray or harsh chemical environments. Please refer to [www.colorkinetics.com/KB/corrosion-resistance](http://www.colorkinetics.com/KB/corrosion-resistance) for more information.

Humidity	0 to 95%, non-condensing
----------	--------------------------

## Luminaire Run Lengths

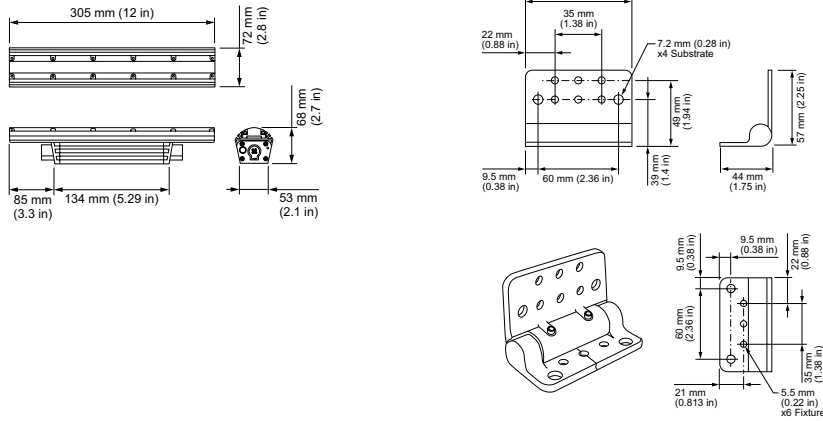
To calculate luminaire run lengths and total power consumption for your specific installation, download the Configuration Calculator from [www.colorkinetics.com/support/install\\_tool/](http://www.colorkinetics.com/support/install_tool/)

## Certification and Safety

Approbation	UL/cUL, FCC Class A, PSE, C-Tick
Environment	Dry/Damp/Wet Location, IP66



# Dimensions



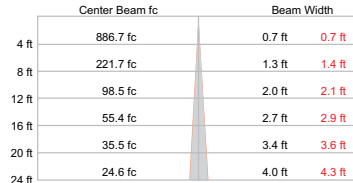
# Photometrics 305 mm (1 ft), 9° x 9° beam angle

Photometric data is based on test results from an independent NIST traceable testing lab. IES data is available at [www.colorkinetics.com/global/support/ies](http://www.colorkinetics.com/global/support/ies).

Beam Angle	9° x 9°
Lumens	661
Efficacy (lm/W)	33.7



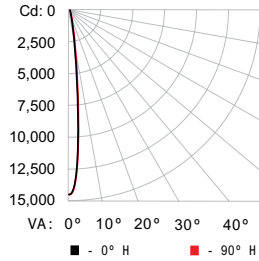
## Illuminance at Distance



## Zonal Lumen

ZONE	LUMENS	%FIXT
0- 30	636	96.3
0- 40	647	98.0
0- 60	657	99.5
0- 90	661	100.0
90-120	0	0.0
90-130	0	0.0
90-150	0	0.0
90-180	0	0.0
0-180	661	100.0

## Polar Candela Distribution



Cd: 0	0.0	22.5	45.0	67.5	90.0
0	14187	14187	14187	14187	14187
5	6608	6739	6901	7142	7257
15	512	478	458	431	508
25	66	57	57	56	54
35	18	15	17	20	18
45	8	6	9	9	9
55	5	3	5	5	3
65	3	2	3	3	3
75	0	0	0	0	0
85	0	0	0	0	0
90	0	0	0	0	0

## Coefficients of Utilization - Zonal Cavity Method

Effective Floor Cavity Reflectance: 20%

RC	80	70	50	30	10	0					
RW	70	50	30	10	50	30	10	50	30	10	0
0	119119119119	116116116116	111111111	106106106	102102102	100					
1	113110107104	110107105103	10310199	1009896	969594	92					
2	1061019692	104999591	969289	939087	908886	84					
3	100938783	98928682	898481	868380	848178	77					
4	94868075	93857975	837874	817673	797572	70					
5	89807369	87797368	777268	757167	747066	65					
6	84746863	83746763	726762	716662	696562	60					
7	80706358	78696358	676258	666158	656157	56					
8	75655954	74655854	635854	625754	615753	52					
9	72615551	70615551	605450	595450	585350	48					
10	68585247	67575147	565147	565147	555047	45					

For lux multiply fc by 10.7

# Luminaire and Accessories

Use Item Number when ordering in North America

Luminaire	Item Number	Item 12NC
iW Graze QLX Powercore, 9° x 9° Beam Angle, 305 mm (1 ft)	523-000079-20	910503703664
<b>Accessories</b>		
Inground Enclosure, Inner Box for 1219 mm (4 ft) luminaire	120-000190-06	912400133690
Inground Enclosure, Outer Box for 1219 mm (4 ft) luminaire	120-000190-07	912400133691
Leader Cable with Terminator, UL/cUL, 3 m (10 ft)	108-000055-03	910503704066
Leader Cable with Terminator, UL/cUL, 15.2 m (50 ft)	108-000055-00	910503703137
Leader Cable with Terminator, CE/PSE, 3 m (10 ft)	108-000055-04	910503704067
Leader Cable with Terminator, CE/PSE, 15.2 m (50 ft)	108-000055-01	910503704064
Jumper Cable, UL/cUL, End-to-End	108-000057-00	910503703139
Jumper Cable, UL/cUL, 305 mm (1 ft)	108-000057-03	910503704076
Jumper Cable, UL/cUL, 1.5 m (5 ft)	108-000057-06	910503704079
Jumper Cable, UL/cUL, 3 m (10 ft)	108-000057-09	910503704082
Jumper Cable, CE/PSE, End-to-End	108-000057-01	910503704074
Jumper Cable, CE/PSE, 305 mm (1 ft)	108-000057-04	910503704077
Jumper Cable, CE/PSE, 1.5 m (5 ft)	108-000057-07	910503704080
Jumper Cable, CE/PSE, 3 m (10 ft)	108-000057-10	910503704083
Glare Shield, 305 mm (1 ft)	120-000081-00	910503700745
Mounting Arm, Short, Gray	120-000201-03	912400135843
Mounting Arm, Medium, Gray	120-000201-04	912400135844
Mounting Arm, Long, Gray	120-000201-05	912400135845
Symmetric Louver, 305 mm (1 ft)	120-000202-04	912400135853
Masking Shield, 305 mm (1 ft)	120-000203-00	912400135857
<b>Power/Data Supplies</b>		
Data Enabler Pro, 3/4 in / 1/2 in NPT (U.S. trade size conduit)	106-000004-00	910503701210
Data Enabler Pro, PG21/PG13 (metric size conduit)	106-000004-01	910503701211



© 2021 Signify Holding. All rights reserved. Specifications are subject to change without notice. No representation or warranty as to the accuracy or completeness of the information included herein is given and any liability for any action in reliance thereon is disclaimed.

Color Kinetics  
[www.colorkinetics.com/global/products/intelliwhite/iwgrazedlxpowercore/](http://www.colorkinetics.com/global/products/intelliwhite/iwgrazedlxpowercore/)