

Flex Compact gen3, RGB

Date:

Type:

Firm Name:

Project:

Clear Flat Lens, 50 Node, 12 in On-Center Node Spacing, White

Exterior flexible strands of high-intensity nodes with intelligent RGB light

Flex Compact gen3, RGB are flexible strands of large, high-intensity, full-color LED nodes designed for extraordinary video and graphic effects on expansive installations without the constraints of luminaire size, shape, or space. Each Flex Compact gen3, RGB strand consists of 50 individually addressable LED nodes, featuring dynamic integration of power, communication, and control. The flexible form factor accommodates two- and three-dimensional configurations, while high light output affords superior long-distance viewing for large-scale signage and building-covering video displays.



- Multiple lens options—Clear flat, translucent dome, and narrow beam lenses are standard. Optional marquee lenses, available in clear, semi-frosted, and translucent, snap onto flat-lens nodes to create the appearance of bulbs on a traditional theatre marquee. You can mount marquee lenses in front of a substrate or directly to mounted strands.
- Adaptable mounting—Flex Compact gen3, RGB strands can be mounted directly to a surface like traditional string lights. Detachable leader cables in multiple lengths allow you to install strings at the appropriate distance from power/data supplies. Optional mounting tracks ensure straight linear runs, while snap-on spacers hide cabling and mounting hardware between nodes for a clean, finished look. Single node mounts can be positioned individually to provide anchor points for installations with uneven node spacing or complex geometries. Optional glare shields can block unwanted spill light or prevent light sources from being visible in certain applications.
- Standard and custom lengths and node spacing—Standard on-center node spacing of 102 mm (4 in) or 305 mm (12 in) and custom spacing from 76 mm (3 in) to 610 mm (24 in) support virtually any lighting or video design. Standard 50-node strands can be field-shortened. Custom lengths of 1 to 60 nodes are also available.
- Custom Leader Cables—Custom Leader Cable lengths are available in addition to standard cables of 7.6 m (25 ft), 15.2 m (50 ft), and 30.5 m (100 ft).
- Industry-leading controls—Flex Compact gen3, RGB works seamlessly with the Color Kinetics full range of controllers, including Light System Manager, iPlayer 3, Antumbra iColor Keypad, and ColorDial Pro, or third-party controllers.
- Outdoor rated—Fully sealed for maximum node life and IP66-rated for outdoor applications.
- Daylight visible—Flex Compact gen3, RGB strands consist of 50 large, individually controllable, high-intensity LED nodes.

For detailed product information, please refer to the Flex Product Guide at www.colorkinetics.com/global/products/rgb/flex-compact-gen3

Specifications

Due to continuous improvements and innovations, specifications may change without notice.

Output

Viewing Angle	105°
Lumens Per Node †	33.3
Luminance Per Node	17,229 cd/m²
On-Axis Candela per node	12.56
Efficacy (lm/W) per node	31.2
LED Channels	Red/Green/Blue

Electrical

Input Voltage	24 VDC via CM-150 CA gen2, or sPDS-480ca 24V
Power Consumption (Maximum per node at full output, steady state)	1 W
For additional Surge Protection Requirements for LED Lighting Systems, please refer to www.colorkinetics.com/KB/surge-protection .	

Control

Interface	CM-150 CA gen2 24V (DIN Rail or Surface Mount) sPDS-480ca 24V (Ethernet)
Control Channels	3 channels per node
For additional Control Channel information, please refer to https://colorkinetics.helpdocs.io/article/fv5rkvclq .	

Control System

Color Kinetics full range of controllers, including Light System Manager, iPlayer 3, Antumbra iColor Keypad, and ColorDial Pro, or third-party controllers

Remote Monitoring & Management Works with Interact Landmark

Lumen Maintenance

Threshold§	Ambient Temperature	Reported ¶¶	Calculated ¶¶
L ₉₀	25 °C		>100,000
	50 °C		17,000
L ₈₀	25 °C		>100,000
	50 °C		45,000
L ₇₀	25 °C		>100,000
	50 °C		70,000
L ₅₀	25 °C		>100,000
	50 °C		>100,000

† Lumen output measurements comply with IES LM-79-08 testing procedures.

§ Lxx = xx% lumen maintenance (when light output drops below xx% of initial output). All values are given at B10, or the median value where 90% of the LED population is better than the reported or calculated lumen maintenance measurement.

¶ Minimum surge limits per IEC 61547, tested in accordance with IEC 61000-4-5.

¶¶ Lumen maintenance figures are based on lifetime prediction graphs supplied by LED source manufacturers. Whenever possible, figures use measurements that comply with IES LM-80-08 testing procedures. In accordance with TM-21-11, Reported values represent the interpolated value based on six times the LM-80-08 total test duration (in hours). Calculated values represent time durations that exceed six times the total test duration.

Physical

Dimensions (Height x Width x Depth)	31 x 32 x 17 mm (1.2 x 1.3 x 0.7 in)
Weight	1.74 kg (3.84 lb) 50 nodes
Housing Material	White polycarbonate
Lens	Clear UV-protected polycarbonate
Luminaire Connections	Integrated watertight 3-pin connector

Temperature Ranges

-40 to 50 °C (-40 to 122 °F) Operating
> 0 °C (> 32 °F) Handling
-20 to 50 °C (-4 to 122 °F) Startup
-40 to 80 °C (-40 to 176 °F) Storage

Corrosion Resistance

Not suitable for salt spray or harsh chemical environments. Please refer to www.colorkinetics.com/KB/corrosion-resistance for more information.

Humidity 0 to 95%, non-condensing

Maximum Luminaires Per Power/Data Supply

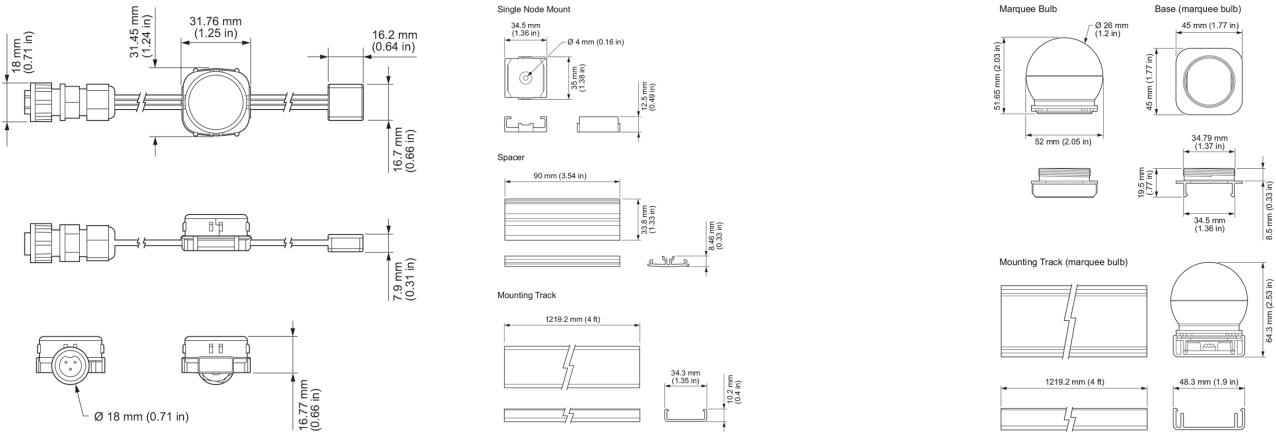
sPDS-480ca 24V: 8 strands
CM-150 CA gen2: 2 strands

Certification and Safety

Approbation	UL/cUL, FCC Class A, CE
Environment	Dry/Damp/Wet Location, IP66



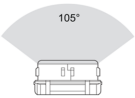
Dimensions



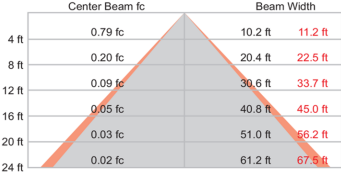
Photometrics Clear Flat Lens

Photometric data is based on test results from an independent NIST traceable testing lab. IES data is available at www.colorkinetics.com/global/support/ies.

Viewing Angle	105°
LED	RGB
Lumens Per Node	33.3
Efficacy (lm/W) per node	31.2



Illuminance at Distance



(1.1 m) 3.5 ft
1 fc maximum distance
Vert. Spread: 103.8°
Horiz. Spread: 109.1°

Zonal Lumen

Zone	Lumens	% Luminaire
0-30	10.1	30.20%
0-40	16.7	50.00%
0-60	29.1	87.20%
60-90	4.2	12.60%
70-100	1.1	3.20%
90-120	0.1	0.20%
0-90	33.3	99.80%
90-180	0.1	0%
0-180	33.3	100%

For lux multiply fc by 10.7

Coefficients of Utilization - Zonal Cavity Method

		Effective Floor Cavity Reflectance: 20%																
RCC %:		80				70				50				30				
RW %:		70	50	30	0	70	50	30	0	70	50	30	0	70	50	30	0	
RCR:		0	1	2	3	4	5	6	7	8	9	10	0	1	2	3	4	
0		1.19	1.19	1.19	1.19	1.16	1.16	1.16	1.00	1.11	1.11	1.11	1.06	1.06	1.06	1.02	1.02	1.00
1		1.10	1.06	1.02	0.99	1.08	1.04	1.00	0.87	1.00	0.97	0.94	0.96	0.94	0.91	0.92	0.90	0.87
2		1.01	0.94	0.88	0.83	0.99	0.92	0.86	0.75	0.88	0.84	0.80	0.85	0.81	0.78	0.82	0.79	0.74
3		0.93	0.83	0.76	0.70	0.90	0.82	0.75	0.65	0.79	0.73	0.68	0.76	0.71	0.67	0.73	0.69	0.65
4		0.85	0.74	0.66	0.60	0.83	0.73	0.65	0.56	0.70	0.64	0.58	0.68	0.62	0.57	0.66	0.61	0.57
5		0.78	0.66	0.58	0.52	0.76	0.65	0.57	0.49	0.63	0.56	0.51	0.61	0.55	0.50	0.59	0.54	0.50
6		0.73	0.60	0.51	0.45	0.71	0.59	0.51	0.44	0.57	0.50	0.44	0.55	0.49	0.44	0.54	0.48	0.44
7		0.67	0.54	0.46	0.40	0.66	0.53	0.45	0.39	0.52	0.45	0.39	0.50	0.44	0.39	0.49	0.43	0.39
8		0.63	0.49	0.41	0.36	0.61	0.49	0.41	0.35	0.47	0.40	0.35	0.46	0.40	0.35	0.45	0.39	0.35
9		0.58	0.45	0.37	0.32	0.57	0.45	0.37	0.31	0.44	0.37	0.32	0.43	0.36	0.32	0.42	0.36	0.31
10		0.55	0.42	0.34	0.29	0.53	0.41	0.34	0.28	0.40	0.34	0.29	0.39	0.33	0.29	0.39	0.33	0.27

Luminaire and Accessories

Use Item Number when ordering in North America

Luminaire	Item Number	Item 12NC
Flex Compact gen3, RGB, Clear Flat Lens, 50 Node, 12 in On-Center Node Spacing, White 50 node strand	101-000079-02	912400137408
Accessories		
Leader Cable, 7.6 m (25 ft), Black (connecting all Flex Compact or Micro to sPDS-480ca)	108-000045-00	910503700696
Leader Cable, 15.2 m (50 ft), Black (connecting all Flex Compact or Micro to sPDS-480ca)	108-000045-01	910503700697
Leader Cable, 30.5 m (100 ft), Black (connecting all Flex Compact or Micro to sPDS-480ca)	108-000045-02	910503700698
4 Conductor Leader Cable, Connecting to CM-150 CA gen2, IP00 (Item # 109-000041-00), 15.2m (50ft)	108-000080-01	912400135907
4 Conductor Leader Cable, Connecting to CM-150 CA gen2, IP00 (Item # 109-000041-00), 30.5m (100ft)	108-000080-02	912400135908
4 Conductor Leader Cable, Connecting to CM-150 CA gen2, IP66 (Item # 109-000041-02), 15.2m (50ft)	108-000082-01	912400135910
4 Conductor Leader Cable, Connecting to CM-150 CA gen2, IP66 (Item # 109-000041-02), 30.5m (100ft)	108-000082-02	912400135911
Mounting Track, 1.2 m (4 ft), White	101-000057-00	910503700044
Spacers, Qty 50, 305 mm (12 in), White	101-000059-01	910503700049
Single-Node Mounts, Qty 50, White	101-000058-00	910503700046
Marquee Lens Kits, Qty 50, Clear, White	999-007997-00	910503702308
Marquee Lens Kits, Qty 50, Semi-Frosted, White	999-007997-04	910503702312
Marquee Lens Kits, Qty 50, Translucent, White	999-007997-02	910503702310
Glare Shield Kits, Qty 50, Black	120-000179-00	912400130036
Marquee/Accessory Mounting Track, 1.2 m (4 ft), White	101-000057-03	910503704266
Marquee/Accessory Spacers, Qty 50, 305 mm (12 in), White	101-000075-01	910503704273
Power Supplies		
sPDS-480ca 24V, Power/Data Supply, Ethernet	109-000026-01	912400133528
CM-150 CA gen2, DIN Rail Mount, Four-Wire Terminal, 4A 24V, IP00	109-000041-00	912400137430
CM-150 CA gen2, Surface Mount, Four-Wire Terminal, 4A 24V, IP66	109-000041-02	912400137432
Power Supply, 150W 24V, 100-277V, IP67, UL, CE, PSE	309-000014-00	912400130538
Power Supply, 320W 24V, 100-277V, IP67, UL, CE, PSE	309-000014-01	912400130539
Power Supply, 150W 24V, 100-277V, IP67, UL, CE, PSE	309-000014-00	912400130538
Power Supply, 320W 24V, 100-277V, IP67, UL, CE, PSE	309-000014-01	912400130539

