






## Series 100 Products

Product Image	Model	Item Number	Shape	Size	LEDs	Beam Angle	Data Interface	Control	Power Requirement	Power Supply	Applications
	<a href="#">DLE R-101</a>	118-000017-00	Rectangular	4" x 5"	18 one watt, power package, LEDs (6 Red, 6 Blue, 6 Green)	10°	CKDMX	Color Kinetics full line of controllers or DMX512 (RS485) compatible when using Color Kinetics power/data supply	24VDC Regulated, +/-0.5V	PDS-150e, PDS-60 24V, PDS-500e, PDS-750TR PDM-101	Spot, Wall wash
	<a href="#">DLE R-102</a>	118-000014-00	Rectangular	2.6" x 2.6"	24 one watt, power package, LEDs (8 Red, 8 Blue, 8 Green)	120°x120°	CKDMX	Color Kinetics full line of controllers or DMX512 (RS485) compatible when using Color Kinetics power/data supply	24VDC Regulated, +/-0.5V	PDS-150e, PDS-60 24V, PDS-500e, PDS-750TR PDM-101	Marker and Accent Lighting
	<a href="#">DLE C-101</a>	118-0000018-00 (Aluminum)	Circular	5.75" D	18 one watt, power package, LEDs (6 Red, 6 Blue, 6 Green)	10°	CKDMX	Color Kinetics full line of controllers or DMX512 (RS485) compatible when using Color Kinetics power/data supply	24VDC Regulated, +/-0.5V	PDS-150e, PDS-60 24V, PDS-500e, PDS-750TR PDM-101	Spot Wall Wash Fountain
	<a href="#">DLE C-101</a>	118-0000020-00 (Copper)	Circular	5.75" D	19 one watt, power package, LEDs (6 Red, 6 Blue, 6 Green)	10°	CKDMX	Color Kinetics full line of controllers or DMX512 (RS485) compatible when using Color Kinetics power/data supply	24VDC Regulated, +/-0.5V	PDS-150e, PDS-60 24V, PDS-500e, PDS-750TR PDM-101	Spot Wall Wash Fountain
	<a href="#">DLE C-102</a>	118-0000019-00	Circular	4" D	75 mm (25 Red 25 Blue, 25 Green)	33°	CKDMX	Color Kinetics full line of controllers or DMX512 (RS485) compatible when using Color Kinetics power/data supply	24VDC Regulated, +/-0.5V	PDS-150e, PDS-60 24V, PDS-500e, PDS-750TR PDM-101	Spot Wall Wash
	<a href="#">DLE C-103</a>	118-0000015-00	Circular	2.63" W	8 Red, 8 Blue, 8 Green	120°x120°	CKDMX	Color Kinetics full line of controllers or DMX512 (RS485) compatible when using Color Kinetics power/data supply	24VDC Regulated, +/-0.5V	PDS-150e, PDS-60 24V, PDS-500e, PDS-750TR PDM-101	Spot Wall Wash



supply


	<a href="#">DLE.L-101</a>	118-000046-00, 118-0000415-00	Linear	5.75"Lx1" & 11.75"Lx1"W	24 surface mount LEDs (8 Red, 8 Blue, 8 Green) per 5.75" unit	120° x 120°	CKDMX	Color Kinetics full line of controllers or DMX512 (RS485) compatible when using Color Kinetics power/data supply	24VDC Regulated, +/-0.5V	PDS-150e, PDS-60 24V, PDS-500e, PDS-750TR PDM-101	Wall Grazing Alcove Marker
	<a href="#">DLE.L-102</a>	118-000013-00	Linear	3.26"Lx1"	12 surface mount LEDs (4 Red, 4 Blue, 4 Green) per unit	120° x 120°	CKDMX	Color Kinetics full line of controllers or DMX512 (RS485) compatible when using Color Kinetics power/data supply	24VDC Regulated, +/-0.5V	PDS-150e, PDS-60 24V, PDS-500e, PDS-750TR PDM-101	Walkway and Accent Lighting
	<a href="#">DLE.L-103</a>	118-00004-00	Linear	11.8"Lx1"W	54 surface mount LEDs (18 Red, 18 Blue, 18 Green)	180° x 180°	CKDMX	Color Kinetics full line of controllers or DMX512 (RS485) compatible when using Color Kinetics power/data supply	24VDC Regulated, +/-0.5V	PDS-150e, PDS-60 24V, PDS-500e, PDS-750TR PDM-101	Wall Grazing Alcove Marker
	<a href="#">iColor MR g2</a>	101-000049-02 (wide angle) 101-000049-06 (narrow angle)	par	2" Diameter	high power colored LEDs	40° 25°	CKDMX	Color Kinetics full line of controllers or DMX512 (RS485) compatible when using Color Kinetics power/data supply	24V	PDS 70mr	Spot lighting

### Series 200 Products

Product Image	Model	Item Number	Shape	Size	LEDs	Beam Angle	Data Interface	Control	Power Requirement	Power Supply	Applications
	<a href="#">DLE.C-201</a>	118-000060-00	Node	5/8" x 5/8" x 3/4"H	150 LEDs packaged in 50 Tri-color (Red, Green, and Blue) nodes	120° x120°	CKDMX	Color Kinetics full line of controllers or DMX512 (RS485) compatible when using Color Kinetics power/data supply	7.5V	PDS-150e, PDS-60 24V, PDS-500e, PDS-750TR	Custom applications




<a href="#">DLE-C-202</a>	118-000061-00	Circular	7 LEDs (3 red, 2 green, 2 blue)	120° x120°	CKDMX	Color Kinetics full line of controllers or DMX512 (RS485) compatible when using Color Kinetics power/data supply	12V	Color Kinetics PDS-60ca 12V (Preprogrammed 109-000020-00 DMX 109-000020-01 and Ethernet 109-000020-02) PDM-201 (118-000062-00), or PDM-202 (118-000063-00)	Custom applications
---------------------------	---------------	----------	---------------------------------	------------	-------	--	-----	--	---------------------



<a href="#">iColor Cove QL</a>	101-000051-00	Linear	12" L high power colored LEDs	100° x40°	CK Chromasic Data Interface	Color Kinetics line of controllers including Light System Manager, Video System Manager or other DMX512 (RS485) sources	24V	PDS-60ca	Alcove lighting
--------------------------------	---------------	--------	-------------------------------	-----------	-----------------------------	---	-----	----------	-----------------








<a href="#">iColor Flex SL</a>	101-000051-00		12" L 15 LEDs (12-inch), 9 LEDs (7-inch) Red, Green, and Blue	120° x120°	CK Chromasic Data Interface	PDS60ca 24V, a dedicated Color Kinetics power/data supply which is available with Ethernet control, DMX512 control, or pre-programmed effects	24V	PDS-60ca	alcoves, task areas, accent areas
--------------------------------	---------------	--	---	------------	-----------------------------	---	-----	----------	-----------------------------------



<a href="#">iColor Module FX</a>	101-000045-00 101-000045-01	Square	6" W 6:9 - 9 LEDs packaged in tri-color- Red, Green, and Blue - nodes 6:36 - 36 LEDs packaged in tri-color-Red, Green, and Blue -nodes	120° x120°	CKDMX	Module FX is optimally controlled by Light System Manager	7.5VDC	PDS-60ca 7.5V (DMX 109-000015-01 Ethernet 109-000015-02)	interior surface design, back lighting, and three-dimensional objects
----------------------------------	--------------------------------	--------	---	------------	-------	---	--------	--	---

**Series 300 Products**

Product Image	Model	Item Number	Shape	Size	LEDs	Beam Angle	Data Interface	Control	Power Requirement	Power Supply	Applications
	<a href="#">DLE_C-301</a>	118-000071-00 118-000071-01	Circular	5.75" D	18 LEDs	14° or 20°	CKDMX	iW Scene Controller	DMX512 24V DC Regulated +/-0.5V	Color Kinetics PDM-301	spot wall, accent lighting
	<a href="#">DLE_C-302</a>	118-000072-00 118-000072-01	Circular	4" D	9 LEDs	14° or 25°	CKDMX	iW Scene Controller	DMX512 24V DC Regulated +/-0.5V	Color Kinetics PDM-301	spot wall, accent lighting
	<a href="#">DLE_L-301</a>	118-000073-00 118-000073-01	Linear	12"	9 LEDs	50x100	CKDMX	iW Scene Controller	DMX512 24V DC Regulated +/-0.5V	Color Kinetics PDM-301 or iW PDS-150	cove, backlight
	<a href="#">iW_Profile</a>	501-000005-00 501-000005-01	Linear	12"	9 LEDs	20° x 100° 50° x 100°		iW Scene Controller	24 VDC	iW PDS-150	coves, backlighting
	<a href="#">iW_MR</a>	501-000002-00 501-000002-01 501-000002-02		2" diameter	4 LEDs	20°		most dimmers	12 VAC	low voltage transformer	spot lighting